




Dell Command | Configure Version 3.1.2 Release Notes



Notes, cautions, and warnings

-  **NOTE:** A NOTE indicates important information that helps you make better use of your computer.
-  **CAUTION:** A CAUTION indicates either potential damage to hardware or loss of data and tells you how to avoid the problem.
-  **WARNING:** A WARNING indicates a potential for property damage, personal injury, or death.

© 2009 - 2016 Dell Inc. All rights reserved. This product is protected by U.S. and international copyright and intellectual property laws. Dell and the Dell logo are trademarks of Dell Inc. in the United States and/or other jurisdictions. All other marks and names mentioned herein may be trademarks of their respective companies.

2016 - 08

Rev. A0X

Contents

Release Type and Definition.....	5
Version.....	5
Release Date.....	5
Previous Version.....	5
Importance.....	6
Platform(s) Affected.....	7
Supported Operating Systems.....	8
What's new in this release.....	9
Known Issues.....	10
Known Issues: Command Line Interface.....	10
Issue: Options: --enabledevice and --disabledevice don't work.....	10
Issue: Windows 7 does not recognize the digital signature validity.....	10
Issue description: Unable to upgrade from CCTK 1.0.....	10
Issue: BIOS interface not found.....	10
Issue description: Do not use the infile or outfile options in the .ini file.....	10
Issue description: Dell Command Configure supports only single byte characters for asset set operation.	10
Issue: Issues on OptiPlex 740.....	10
Issue: Incorrect value displayed for turbomode option for Dell Precision workstation T3500.....	10
Issue: Unable to set the argument to max for the busratio option on Latitude XT2.....	11
Issue: Number of password characters allowed in OptiPlex 760.....	11
Issue: Incorrect boot device count.....	11
Issue: On OptiPlex 760, if a system password is set, BIOS does not allow to set a setup password.....	11
Issue: Upgrade from CCTK 1.1 to 1.2.1, retains the older User guide.....	11
Issue: TPM related tokens can be modified independently.....	11
Issue: Dependent options are not working as configured in UEFI mode for for Legacy Option ROM and Secure Boot.....	11
Issue: OROM UI protection also configures OROM keyboard access.....	11
Issue: Blinkpsu1led and Blinkpsu2led missing in the .ini file or SCE.....	12
Issue: advsm option displays the status as Other.....	12
Issue: Advance Battery Charge and Peak Shift Charge options display Disable.....	12
Issue: Temperature probe in Advanced System Management option displays as Unknown.....	12
Issue: On some of the platforms that support Advanced System Management option, temperature probe of Memory sensor 2 displays the current status as Non-Critical instead of Normal.	12

Issue: On some of the platforms that support Advanced System Management option, when you set non-critical upper threshold values for cooling device, the CLI indicates that the action failed; however, setting the same is successful.....	12
Issue: Autoon minutes (autoonmn) is listed in the 'do not edit' section in the .ini file.....	12
Issue: Not able to configure ASM (advsm) BIOS options in .ini file/SCE.....	13
Enter the title of your reference here.....	13
Issue: The GUI takes longer to launch in OptiPlex 990 and Latitude D630.....	13
Issue: On Dell Precision workstation M4400, the bootorder option may not display the correct number of boot devices.....	13
Issue: Unexpected Error at System.xml.....	13
Issue: Unexpected Error.....	13
Issue: Multiplatform displays X mark.....	13
Issue: The GUI doesn't display the configuration when open it by double clicking the .cctk file.....	13
Issue: The feedback link does not work with Internet Explorer version 7 and before.....	14
Known Issues: SCE.....	14
Issue: Data manager service stops.....	14
Installation Prerequisites.....	15
Installation Prerequisites for Windows.....	15
Installation Prerequisites for Linux.....	15
Installation, Upgrade, and Uninstallation Instructions.....	16
Installation and Configuration Notes.....	17
For Windows Installation.....	17
Issue: It is possible to downgrade Dell Command Configure 3.1.2 to previous versions of CCTK, which might lead to undesirable situations.....	17
For Linux Installation.....	17
Issue: Apart from the two RPM files, one extra file appears when you extract command_configure-linux-3.1.0-251.tar.gz file for RHEL 6.....	17
Issue: While uninstalling HAPI RPM, a warning message is displayed indicating that there is no such file.....	17
Contacting Dell.....	18

Release Type and Definition

Dell Command | Configure (formerly known as Client Configuration Toolkit or CCTK) is a packaged software that provides BIOS configuration capability to Dell client systems. such as OptiPlex, Latitude, Venue Pro Tablet, XPS and Dell Precision workstation. You can configure the client systems using a Graphical User Interface (GUI) or a Command Line Interface (CLI).

You can use Dell Command | Configure in Windows and Red Hat Enterprise Linux environments; and even in Microsoft Windows Preinstallation Environment (Windows PE). Dell Command | Configure is supported for Ubuntu 16.04 Desktop, Windows Vista, Windows 7, Windows 8, Windows 8.1, and Windows 10 operating systems.

Version

3.1.2

Release Date

August 2016

Previous Version

3.1

Importance

RECOMMENDED: Dell recommends applying this update during your next scheduled update cycle. The update contains feature enhancements or changes that will help keep your system software current and compatible with other system modules (firmware, BIOS, drivers and software).

Platform(s) Affected

- OptiPlex
- Latitude
- Venue Pro Tablet
- XPS
- Dell Precision workstation
- XPS 9343 and XPS 9350
- Dell Embedded Box PC 3000\5000 series

Supported Operating Systems

Dell Command | Configure 3.1.2 supports the following operating systems:

- Microsoft Windows 10 Core (32-bit and 64-bit)
- Microsoft Windows 10 Pro (32-bit and 64-bit)
- Microsoft Windows 10 Enterprise (32-bit and 64-bit)
- Microsoft Windows 8.1 Enterprise (32-bit and 64-bit)
- Microsoft Windows 8.1 Professional (32-bit and 64-bit)
- Microsoft Windows 8 Enterprise (32-bit and 64-bit)
- Microsoft Windows 8 Professional (32-bit and 64-bit)
- Microsoft Windows 7 Professional SP1 (32-bit and 64-bit)
- Microsoft Windows 7 Ultimate SP1 (32-bit and 64-bit)
- Windows 10 Pre-installation Environment (32-bit and 64-bit) (Windows PE 10.0)
- Windows 8.1 Pre-installation Environment (32-bit and 64-bit) (Windows PE 5.0)
- Windows 8 Pre-installation Environment (32-bit and 64-bit) (Windows PE 4.0)
- Windows 7 SP1 Pre-installation Environment (32-bit and 64-bit) (Windows PE 3.1)
- Windows 7 Pre-installation Environment (32-bit and 64-bit) (Windows PE 3.0)
- Windows Vista Pre-installation Environment (32-bit and 64-bit) (Windows PE 2.0)
- Red Hat Enterprise Linux 7.0 Client version (64-bit) for Dell Precision workstations
- Red Hat Enterprise Linux 6.4 Client version 6.0 (64-bit) for Dell Precision workstations
- Red Hat Enterprise Linux Client 6.2 Client Version (64-bit) for Dell Precision workstations
- Ubuntu Desktop 16.04 (64-bit) for Dell Embedded Box PC 3000\5000 series

What's new in this release

The new features for this release include support for:

- New operating systems: Windows 7 Professional FES, and Windows 10 Enterprise LTSC, Ubuntu Desktop 16.04.
- New platforms: Dell Embedded Box PC 3000 series, and Dell Embedded Box PC 5000 series.
- Configuring the Dell Type-C Thunderbolt docks to function when the Thunderbolt is disabled. See `--alwaysallowdell docks` option.
- Configuring the BIOS recovery option. See `--biosrecovery` option.
- Configuring the threshold value for the operating system boot failure. See `--bootfailthreshold` option.
- Configuring the Controller Area Network (CAN) Bus. See `--canbus` option.
- Configuring the I/O module. See `--iomodule` option.
- Configuring the memory allocation size for the Intel Software Guard Extension (SGX) processor reserved memory. See `--enclavememorysize` option.
- Configuring onboard sound devices. See `--onboardsounddevice` option.
- Configuring the number of cores available in the system. See `--processorcorecount` option.
- Additional possible values for `--serial1` and `--serial2` options.
- Configuring the 3rd serial port. See `--serial3` option.
- Configuring the 4th serial port. See `--serial4` option.
- Configuring the 5th serial port. See `serial5` option.
- Configuring the 6th serial port. See `serial6` option.
- Configuring the system to boot from the Thunderbolt device. See `--thunderboltbootsupport` option.
- Configuring the OROMs and pre-boot UEFI drivers provided by Thunderbolt devices, or PCIe devices. See `--thunderboltprebootmodule` option.
- Configuring the touch screen. See `--touchscreen` option.
- Configuring the hash algorithm used for TPM 2.0 measurements. See `--tpmhashalgo` option.
- Configuring BIOS updates via UEFI capsule update packages. See `--ueficapsole` option.
- Configuring the system to wake when a docking connection is made. See `--wakeondock` option.
- Configuring the system to continue to boot, or to pause when warnings or errors are detected. See `--warningsanderrors` option.
- Configuring the WLAN code for a specific region. See `--wlanregioncode` option.



NOTE: For more details on CLI options, see *Dell Command | Configure Command Line Interface Reference Guide* available at dell.com/dellclientcommandssuitemanuals.


Known Issues

Known Issues: Command Line Interface

Issue: Options: --enabledevice and --disabledevice don't work

Description: The `--enabledevice` and `--disabledevice` options may not work in UEFI-enabled systems.

Resolution: No resolution.

 **NOTE:** This issue is addressed in the upcoming BIOS versions.

Issue: Windows 7 does not recognize the digital signature validity

Description: If the system is not connected to internet, Windows 7 does not recognize the digital signature validity of Dell Command | Configure installation file.

Resolution: Connect the system to internet and validate the digital signature.

Issue description: Unable to upgrade from CCTK 1.0

Resolution: Uninstall CCTK 1.0 and install the latest version.

Issue: BIOS interface not found

Description: While running Dell Command | Configure, the following error message might be displayed:
BIOS Interface not found.

Resolution: Uninstall HAPI using the `hapiuninstall.bat` script available in the **HAPI** folder, and install it again using the `hapiinstall.bat` script available in the same folder.

Issue description: Do not use the infile or outfile options in the .ini file.

Issue description: Dell Command | Configure supports only single byte characters for asset set operation.

Resolution: If the user has a different locale, change the keyboard layout to English before using the asset option.

Issue: Issues on OptiPlex 740

Description: Following are the known issues on OptiPlex 740:

- Floppy option does not work.
- Usbemu option does not work.
- Asset, minsizeofcontigmem, bioscharacteristics, and completioncode options may not work.

Issue: Incorrect value displayed for turbomode option for Dell Precision workstation T3500

Description: On Dell Precision workstation T3500, Dell Command | Configure does not display the correct value of the **turbomode** option. Though the option is set to **Enable**, Dell Command | Configure displays it as **Disable**.

Issue: Unable to set the argument to max for the busratio option on Latitude XT2

Description: On Latitude XT2, for the **busratio** option you cannot set the argument to **max**.


Issue: Number of password characters allowed in OptiPlex 760

Description: On OptiPlex 760, Dell Command | Configure allows to set **setup** and **system** passwords with number of characters less than what is mentioned in the BIOS screen.

Issue: Incorrect boot device count

Description: On Dell Precision workstation M4400, the **bootorder** option may not display the correct number of boot devices.

Issue: On OptiPlex 760, if a system password is set, BIOS does not allow to set a setup password


 **NOTE:** Dell Command | Configure does not provide an error message in such scenario. This issue will be addressed in the upcoming BIOS versions.

Issue: Upgrade from CCTK 1.1 to 1.2.1, retains the older User guide

Description: When you upgrade CCTK 1.1 to 1.2.1, CCTK contains the previous version of User's guide along with the link to 1.2.1 User's Guide.

Issue: TPM related tokens can be modified independently


Description: Dell Command | Configure does not control the dependencies among the various TPM PPI option. For example, it is possible to change the **TPM PPI ACPI** option through Dell Command | Configure even when TPM is not **On**.

 **NOTE:** There is no negative impact due to this on the BIOS.

Issue: Dependent options are not working as configured in UEFI mode for Legacy Option ROM and Secure Boot

Description:


- Dell Command | Configure allows enabling Legacy Option ROM when Secure Boot is On.
- Dell Command | Configure allows disabling Legacy Option ROM when Boot mode is Legacy.
- Dell Command | Configure allows enabling Secure Boot when Legacy option ROM is enabled and boot mode is UEFI.
- Dell Command | Configure does not allow enumerating Secure Boot when it is disabled.

 **NOTE:** There is no negative impact due to this on the BIOS. This issue will be addressed in the upcoming BIOS versions.

Issue: OROM UI protection also configures OROM keyboard access

Description: **OROM UI protection** configures **OROM keyboard access** on the following Dell platforms:

- Latitude E6x30, E5x30
- Dell Precision mobile M4700, M4500
- Dell Precision workstation T1650
- Optiplex 9010, 7010

 **NOTE:** The BIOS configuration on this option works with previous generation of platforms. This issue will be addressed in the upcoming BIOS versions.

Issue: Blinkpsu1led and Blinkpsu2led missing in the .ini file or SCE

Description: Blinkpsu1led and Blinkpsu2led will not be present in the .ini file or SCE as they are enable-only tokens and they are active only for few seconds. These tokens cannot be modified using GUI.

Issue: advsm option displays the status as Other

Description: If any of the fans is not working, the advsm option displays the status as **Other**.


Issue: Advance Battery Charge and Peak Shift Charge options display Disable

Description: Platforms that do not support Advance Battery Charge option, when advbatterychargecfg option is enumerated, the system displays the option as Disable.


Platforms that do not support **Peak Shift Charge** option, when **peakshiftcfg** option is enumerated, the system displays the option as **Disable**.

Issue: Temperature probe in Advanced System Management option displays as Unknown

Description: On some platforms that support **Advanced System Management** option, temperature probe of all the sensors displays as **Unknown**.

 **NOTE:** This issue will be addressed in the upcoming BIOS versions.

Issue: On some of the platforms that support Advanced System Management option, temperature probe of Memory sensor 2 displays the current status as Non-Critical instead of Normal.

 **NOTE:** This issue is addressed in the upcoming BIOS versions.

Issue: On some of the platforms that support Advanced System Management option, when you set non-critical upper threshold values for cooling device, the CLI indicates that the action failed; however, setting the same is successful.

Issue: Autoon minutes (autoonmn) is listed in the 'do not edit' section in the .ini file

Description: The .ini file exported from the CLI contains **autoonmn** option in **do not edit** section; however, this option can be configured when such .ini files are imported.


Issue: Not able to configure ASM (advsm) BIOS options in .ini file/SCE

Description: While configuring ASM (advsm) option using .ini file, or SCE, Setup password or System password should not be set or modified.

Enter the title of your reference here

Issue: The GUI takes longer to launch in OptiPlex 990 and Latitude D630

Description: When you launch Dell Command | Configure GUI from OptiPlex 990 and Latitude D630 without administrator privileges, the GUI screen takes some time to appear.

 **NOTE:** This does not hamper the system resources and Dell Command | Configure will be functional

Issue: On Dell Precision workstation M4400, the bootorder option may not display the correct number of boot devices.

Issue: Unexpected Error at System.xml.

Description: Dell Command | Configure GUI supports only printable characters for its text-entry fields. If the BIOS has non-printable characters, the GUI may fail to load and display the following error message: **Unexpected Error at System.xml.**

Resolution: Make sure that BIOS options such as **asset**, and **propowntag** values do not contain non-printable characters.

Issue: Unexpected Error

Description: Rarely, when .NET libraries may not have loaded properly, while exporting the SCE the following error message is displayed: **Unexpected Error.**

 **NOTE:** This does not affect the Dell Command | Configure functionality

Resolution: Export the SCE again, and it will be successful.

Issue: Multiplatform displays X mark

Description: On systems that support features like **peak shift**, **irsttimer** and **advanced battery charge** options, the multiplatform displays X mark in multi-platform package after validation.

Issue: The GUI doesn't display the configuration when open it by double clicking the .cctk file

Description: If Dell Command | Configure GUI is opened by double clicking the .cctk file, it does not display the settings of the file in the application. However, opening the .cctk or .ini file in **Open a Saved Package** tab displays the settings of the file.

Issue: The feedback link does not work with Internet Explorer version 7 and before.

Description: The feedback link in the GUI works only in Internet Explorer version 8 and later.

Resolution: Upgrade to Internet Explorer 8 or later.

Known Issues: SCE

Issue: Data manager service stops


Description: If the SCE is applied on a system with 64-bit Windows OS, on which Dell Command | Monitor is running, the Dell Command | Monitor data manager service stops.

Resolution: Restart the system to start the Dell Command | Monitor data manager service. The restart also makes sure that the BIOS settings are correctly applied because many of the BIOS settings require a system restart.

Installation Prerequisites

Installation Prerequisites for Windows

- The Dell Command | Configure installation file, Systems-Management_Application_54W6D_WN32_3.1.2_A00.exe, available as a Dell Update Package.
- Administrator privileges on the system where you are installing Dell Command | Configure.
- Microsoft .NET 4.0 to install the GUI.

 **NOTE:** For Windows Vista or later operating systems, make sure that the Microsoft .NET Framework 4.0 option is selected in the Turn Windows features on or off screen, for the Dell Command | Configure GUI to function successfully.

Installation Prerequisites for Linux

- The Dell Command | Configure installation file, command-configure-linux-3.1.0-<build number>.tar.gz.
- RPMs provided along with the Dell Command | Configure installation file.

Installation, Upgrade, and Uninstallation Instructions

For information on installation, uninstallation, and upgrade of Dell Command | Configure, see the Dell Command | Configure Installation Guide at dell.com/dellclientcommandssuitemanuals.

Installation and Configuration Notes

For Windows Installation

Issue: It is possible to downgrade Dell Command | Configure 3.1.2 to previous versions of CCTK, which might lead to undesirable situations.

Resolution: Do not run installers of a previous version if Dell Command | Configure 3.1.2 has been already installed.

For Linux Installation


Issue: Apart from the two RPM files, one extra file appears when you extract command_configure-linux-3.1.0-251.tar.gz file for RHEL 6.

Ignore that file.

Issue: While uninstalling HAPI RPM, a warning message is displayed indicating that there is no such file.


Ignore that message.

Contacting Dell

 **NOTE:** Dell provides several online and telephone-based support and service options. If you do not have an active Internet connection, you can find contact information on your purchase invoice, packing slip, bill, or Dell product catalog. Availability varies by country and product, and some services may not be available in your area.

To contact Dell for sales, technical support, or customer-service issues:

1. Go to dell.com/contactdell.
2. Select your country or region from the interactive world map. When you select a region, the countries for the selected regions are displayed.
3. Select the appropriate language under the country of your choice.
4. Select your business segment. The main support page for the selected business segment is displayed.
5. Select the appropriate option depending on your requirement.

 **NOTE:** If you have purchased a Dell system, you may be asked for the Service Tag.